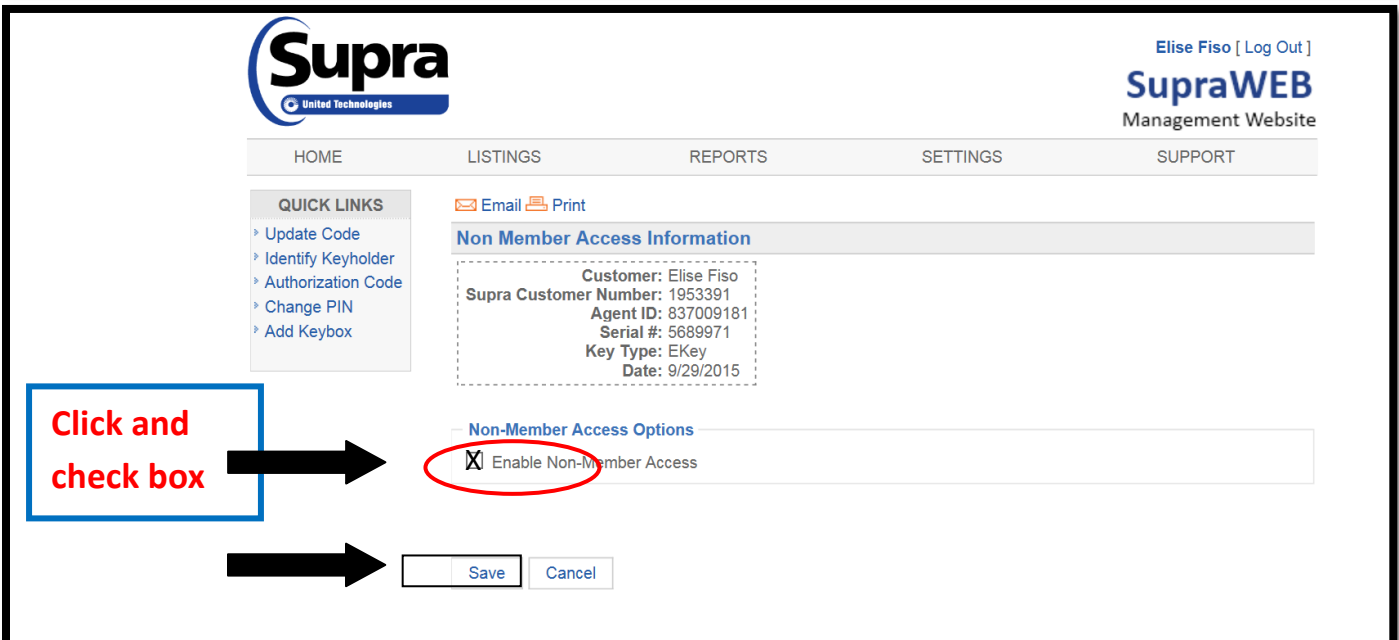
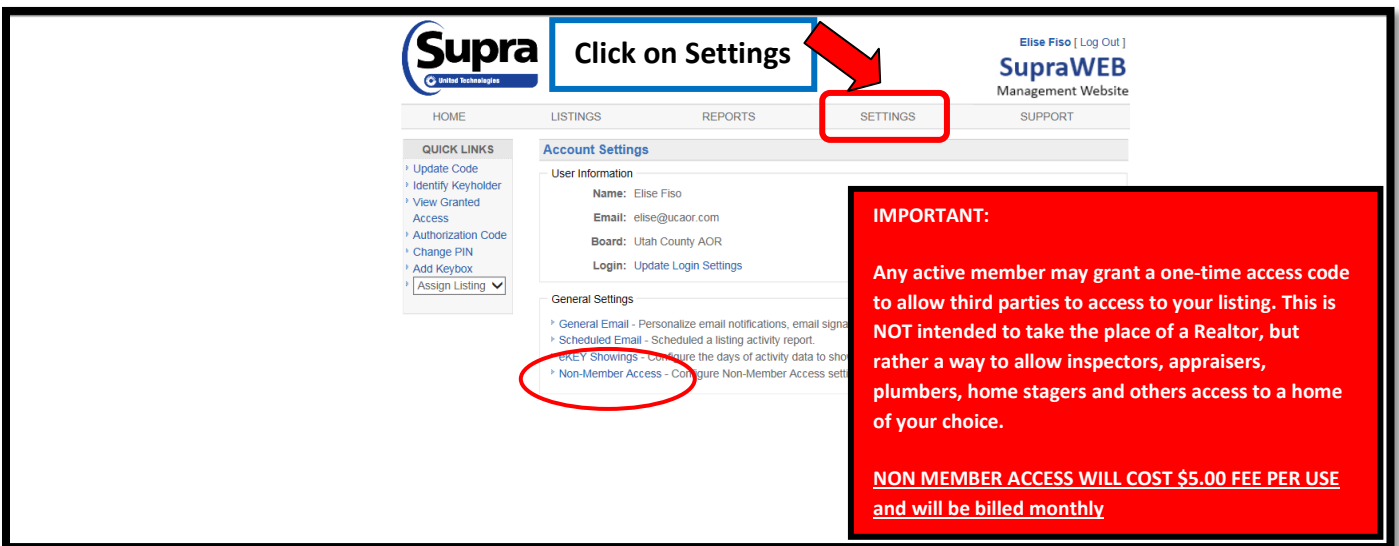


****Log in to SupraWEB. www.supraekey.com Click on SupraWEB link.****



Need tutorial on logging into Supra web [CLICK HERE!](#)



Supra United Technologies Elise Fiso [Log Out]
SupraWEB Management Website

HOME LISTINGS REPORTS SETTINGS SUPPORT

QUICK LINKS

- Update Code
- Identify Keyholder
- Authorization Code
- Change PIN
- Add Keybox

Email Print

Non Member Access Information

Customer: Elise Fiso
Supra Customer Number: 1953391
Agent ID: 837009181
Serial #: 5689971
Key Type: EKey
Date: 9/29/2015

Non-Member Access Options

Enable Non-Member Access

Terms and Conditions

I have read, and accept the above Terms and Conditions.

Save Cancel

Click and check boxes

Supra United Technologies Elise Fiso [Log Out]
SupraWEB Management Website

HOME LISTINGS REPORTS SETTINGS SUPPORT

QUICK LINKS





- Listings
- Keyboxes

ACTIONS





- Add Keybox
- Assign Listing

Listing Inventory

1 Listing - Print Report

MLS #	Keybox #	Address	Actions
11223344	32278408		   

Sort on multiple columns by holding down Shift and clicking column header(s).
1/1
Listings Per Page: 1

Legend  Showing Activity  Email Showing Agents  Listing Details  Grant Non-Member Access

Click on Listings

As you see the key symbol means you grant Non member access to this specific listing.

Supra United Technologies Elise Fiso [Log Out]
SupraWEB Management Website

HOME LISTINGS REPORTS SETTINGS SUPPORT

QUICK LINKS





- Listings
- Keyboxes

ACTIONS





- Add Keybox
- Assign Listing

Listing Inventory

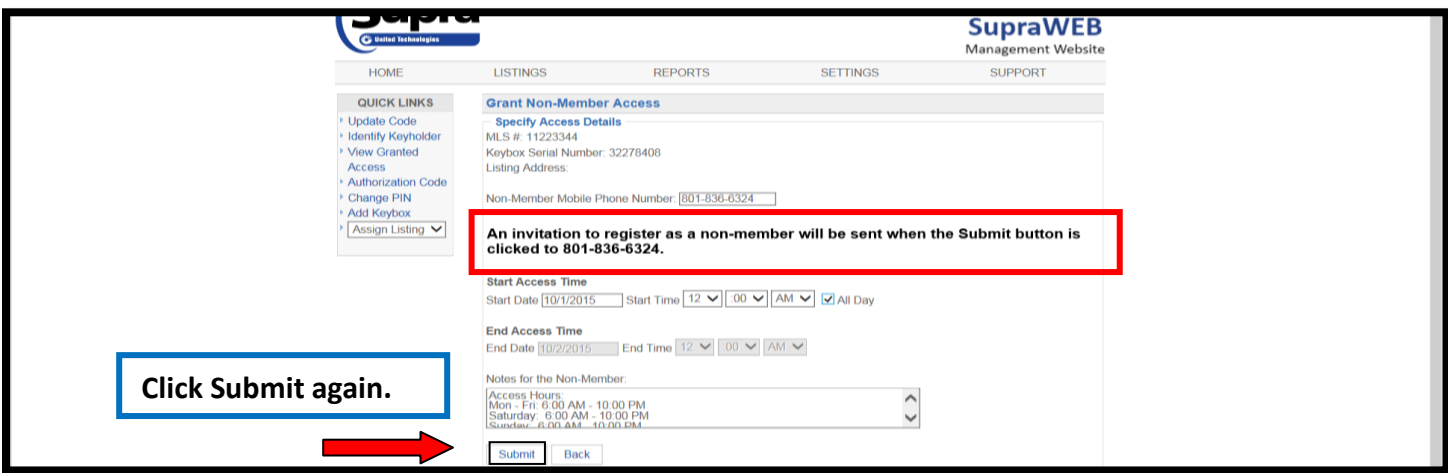
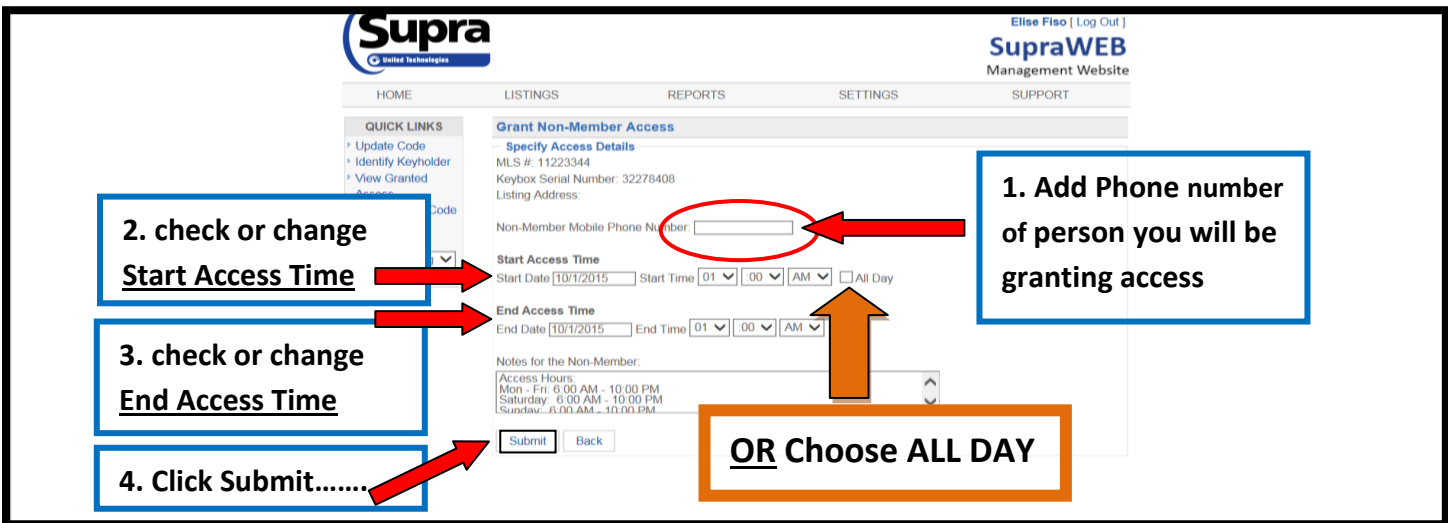
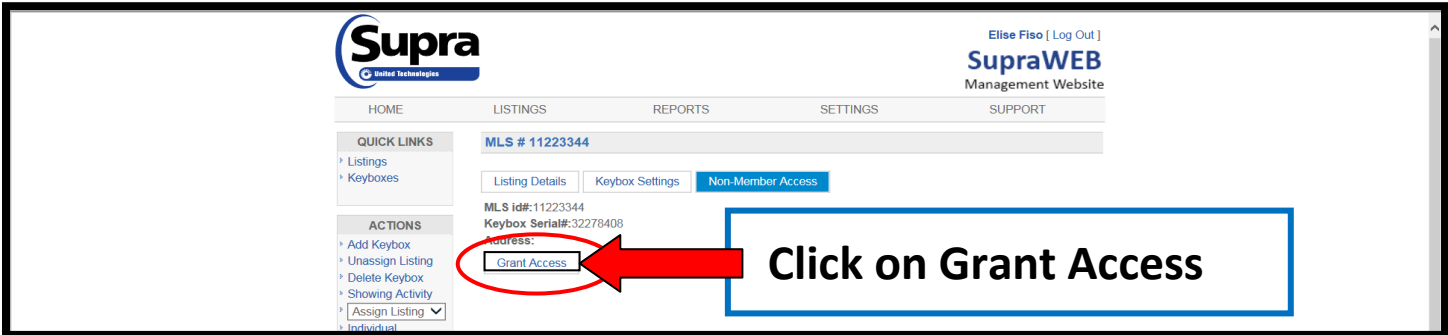
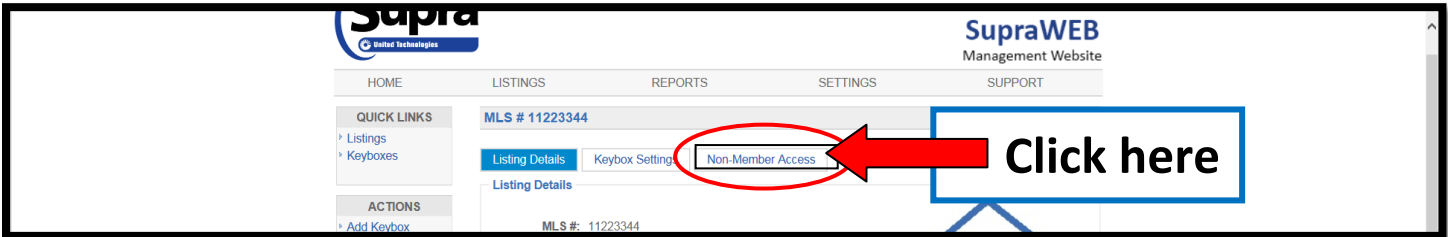
1 Listing - Print Report

MLS #	Keybox #	Address	Actions
11223344	32278408		   

Sort on multiple columns by holding down Shift and clicking column header(s).
1/1
Listings Per Page: 1

Legend  Showing Activity  Email Showing Agents  Listing Details  Grant Non-Member Access

Click here on MLS number of listing you want to give access to



This concludes the Agent portion of Non member access. Please have the non member refer to Non member tutorial for set up instructions.